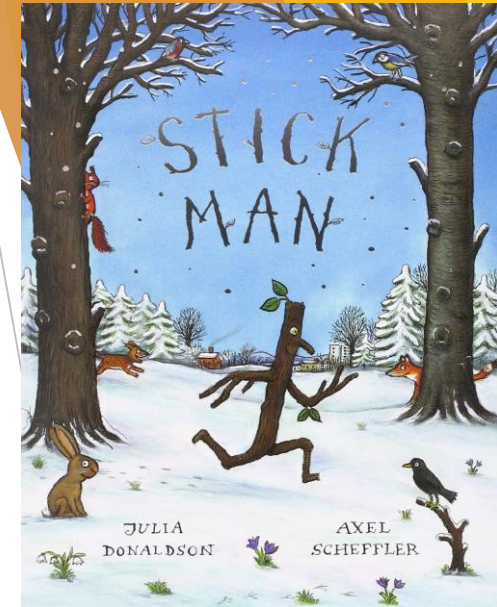


An Introduction to Phonics
and Early Reading at Aston
All Saints C of E Primary
School

Joanne Walsh


Sharing a story book with your child. Ten Top Tips!

- ▶ Make a special time everyday to share a book together. This could be a library book, a reading book, or your favourite bedtime story.
- ▶ Make it a quiet time, turn off the TV, and cuddle up together on the sofa or bed together.
- ▶ Show curiosity about the book and share your love of books with your child.
- ▶ Read through the whole story first without stopping and starting.
- ▶ Chat about the story afterwards. 'I wonder why they did that...?' 'I enjoyed it when...?' 'It was so exciting when...'
- ▶ Link stories to your own experiences as a family. 'This reminds me of when we went camping'. 'Can you remember when we found a fossil on the beach?'
- ▶ Read favourite stories over and over again. Encourage your child to 'jump in' and finish your sentences.



Sharing a story book with your child. Ten Top Tips!

- ▶ Read with enthusiasm trying out different voices to engage your child.
- ▶ Don't stop reading to your children when they can read for themselves. Share a book at a higher level. They will be able to read this book by themselves one day!
- ▶ Read with enjoyment and treasure the moment! Time flies and it won't be long before they are all grown up.
- ▶ <https://schools.ruthmiskin.com/training/view/m6sBGBPe/BZGoIRxD>




What is Read Write Inc Phonics?



- ▶ The National Curriculum 2014 and the Early Learning Goals 2021 state that children should be taught in a systematic way to learn to read using phonics.
- ▶ First we teach one way of learning and spelling the English sound.
- ▶ A 'hook' is used to help them learn a sound by giving them a picture to remember the sound by and how to write it.
- ▶ Children then read books carefully matched to the sounds that they have been taught.

- ▶ <https://schools.ruthmiskin.com/training/view/KnV21lo6/jBMm3G4f>

Simple Speed Sounds												
Consonant sounds - primary												
f	l	m	n	r	s	v	z	sh	th	ng	nk	
Consonant sounds - secondary												
b	c	d	g	h	j	p	qu	t	w	x	y	ch
Vowel sounds - primary												
a	e	i	o	u	ay	ee	igh	ow				
Vowel sounds - secondary												
oo	oo	ar	or	air	ir	ou	oy					



What is Read Write Inc Phonics?



- ▶ Then we move onto teaching the children alternative spellings for sounds.
- ▶ They NEVER read books with sounds and spellings they have not yet learnt.
- ▶ Build confidence and fluency quickly.
- ▶ We don't get them to guess words.
- ▶ They work in ability groups and read the books BEFORE they bring them home. We assess regularly!
- ▶ Fred helps us to sound talk words!

Complex Speed Sounds											
Consonant sounds											
f	l	m	n	r	s	v	z	sh	th	ng	
ff	ll	mm	nn	rr	ss	ve	zz	ti		nk	
ph	le	mb	kn	wr	se		s	ci			
			gn		c		se				
					ce						
b	c	d	g	h	j	p	qu	t	w	x	y
bb	k	dd	gg		g	pp	tt	wh			ch
	ck		gu		ge						tch
	ch				dge						
Vowel sounds											
a	e	i	o	u	ay	ee	igh	ow			
	ea				ā-ē	ē-ē	ī-e	ō-ē			
					ai	y	ie	oa			
					a	ea	i	o			
						e	y	oe			
oo	oo	ar	or	air	ir	ou	oy	ire	ear	ure	
ū-ē		oor	are	ur	ow	oi					
ue		ore	aw	er							
ew		au									



Pure Sounds



- ▶ Do not add uh to consonant sounds!
 - ▶ This will cause complications with blending and spelling later on.
 - ▶ Good habits need to develop from the start!
 - ▶ Stretchy
 - ▶ Bouncy
 - ▶ Over to Siylvie
- ▶ <https://schools.ruthmiskin.com/training/view/oE6m5fS2/Wk0Ewd3q>

Sound Blending



- ▶ We practise sounding out the letters in words using 'Fred Talk'.
- ▶ Fred can only talk in sounds!
- ▶ Initially practise oral blending using an exaggerated voice and 'My Turn' and 'Your Turn'.
- ▶ The children move onto reading words using 'Fred in your head!' strategies.
- ▶ Soon they will be able to read the 'green words' 'speedily'.


- ▶ <https://schools.ruthmiskin.com/raining/view/F3BFDrEB/deCrV056>



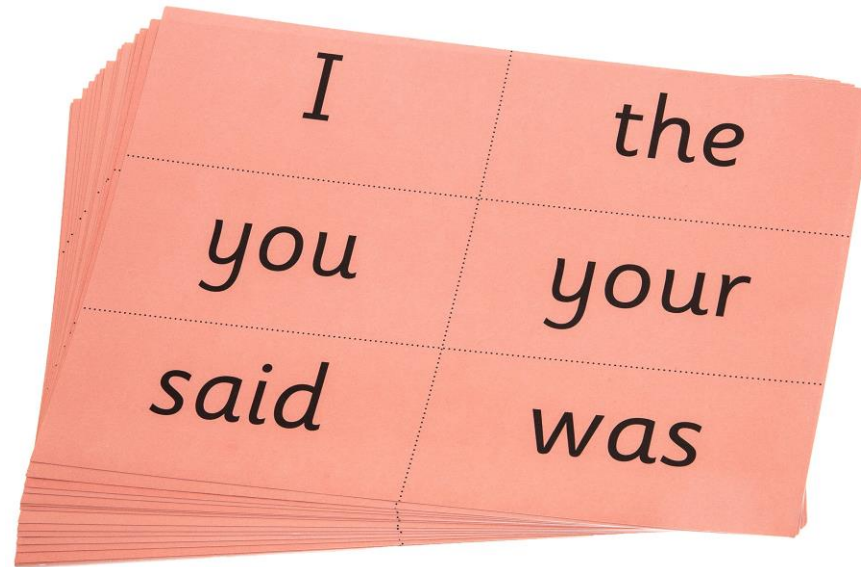
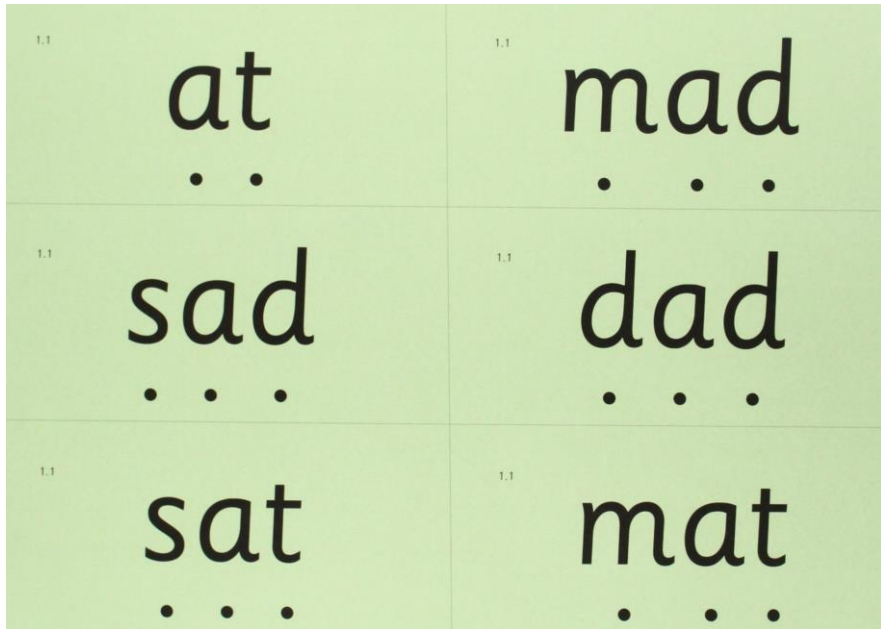
Special Friends

- ▶ A digraph is a combination of letters to represent one sound.
- ▶ We call them 'special friends'.
- ▶ We always identify the special friends in a word before we read them.

<https://schools.ruthmiskin.com/training/view/9CnczSZy/UvGoRKNi>



Green Words and Red Words



Questions



- ▶ We would appreciate your feedback!
- ▶ enquiries@aasp.dsat.education